

# Holiday Services

Meri Kirihimete from Opotiki District Council. We wish you a safe and happy holiday.

 **OPEN**

 **CLOSED**

 **OPEN HALF DAY**

## December 2023

S	M	T	W	T	F	S
					1	2
3	4	5	6	7	8	9
10	11	12	13	14	15	16
17	18	19	20	21	22	23
24	25	26	27	28	29	30
31						


## January 2024

S	M	T	W	T	F	S
	1	2	3	4	5	6
7	8	9	10	11	12	13
14	15	16	17	18	19	20
21	22	23	24	25	26	27
28	29	30	31			

### Council office

108 St John Street, Opotiki

 Full days 8am to 5pm


 Half days 8am to 12noon


Normal days/hours from 3 January 2024

**Urgent council services - 24/7 PH 07 3153030**

### Te Tāhuhu o Te Rangi

Cnr Church & King Streets, Opotiki

 Full days 10am to 5pm

 Half days 9am to 1pm

Normal days/hours from 3 January 2024

S	M	T	W	T	F	S
					1	2
3	4	5	6	7	8	9
10	11	12	13	14	15	16
17	18	19	20	21	22	23
24	25	26	27	28	29	30
31						

S	M	T	W	T	F	S
	1	2	3	4	5	6
7	8	9	10	11	12	13
14	15	16	17	18	19	20
21	22	23	24	25	26	27
28	29	30	31			

### isite Visitor Centre

70 Bridge Street, Opotiki

Closed 24 - 26 December 2023 & 1 January 2024

Open all other days normal hours which are

Monday to Friday 9am to 4.30pm


Saturday & Sunday 9am to 1pm


S	M	T	W	T	F	S
					1	2
3	4	5	6	7	8	9
10	11	12	13	14	15	16
17	18	19	20	21	22	23
24	25	26	27	28	29	30
31						

S	M	T	W	T	F	S
	1	2	3	4	5	6
7	8	9	10	11	12	13
14	15	16	17	18	19	20
21	22	23	24	25	26	27
28	29	30	31			

### Resources Recovery Centres

#### Opotiki - Wellington Street

 Full days 8am to 4pm

 Closes 2pm


Normal days/hours from 4 January 2024 which are

Thursday to Monday 8am to 4pm

S	M	T	W	T	F	S
					1	2
3	4	5	6	7	8	9
10	11	12	13	14	15	16
17	18	19	20	21	22	23
24	25	26	27	28	29	30
31						

S	M	T	W	T	F	S
	1	2	3	4	5	6
7	8	9	10	11	12	13
14	15	16	17	18	19	20
21	22	23	24	25	26	27
28	29	30	31			

#### Te Kaha - Copenhagen Road

 Open 9am to 2pm

Increased days of opening (except for public holidays when the Te Kaha RRC is closed) continue through to 12 February 2024.


Normal days/hours then resume which are

Monday, Wednesday, Saturday, Sunday 9am to 2pm.

S	M	T	W	T	F	S
					1	2
3	4	5	6	7	8	9
10	11	12	13	14	15	16
17	18	19	20	21	22	23
24	25	26	27	28	29	30
31						

S	M	T	W	T	F	S
	1	2	3	4	5	6
7	8	9	10	11	12	13
14	15	16	17	18	19	20
21	22	23	24	25	26	27
28	29	30	31			

#### Waihou Bay - Orete Forest Road

 Open 9am to 2pm

Increased days of opening (except for public holidays when the Waihou Bay RRC is closed) continue through to 12 February 2024.

Normal days/hours then resume which are

Monday, Wednesday, Saturday 9am to 2pm

S	M	T	W	T	F	S
					1	2
3	4	5	6	7	8	9
10	11	12	13	14	15	16
17	18	19	20	21	22	23
24	25	26	27	28	29	30
31						

S	M	T	W	T	F	S
	1	2	3	4	5	6
7	8	9	10	11	12	13
14	15	16	17	18	19	20
21	22	23	24	25	26	27
28	29	30	31			

### Kerbside Collection

Tuesday east of the bridge pick up:

26 December moves to Wednesday 27 December

2 January moves to Wednesday 3 January

Wednesday west of the bridge pick up:

27 December moves to Thursday 28 December

3 January moves to Thursday 4 January

S	M	T	W	T	F	S
					1	2
3	4	5	6	7	8	9
10	11	12	13	14	15	16
17	18	19	20	21	22	23
24	25	26	27	28	29	30
31						

S	M	T	W	T	F	S
	1	2	3	4	5	6
7	8	9	10	11	12	13
14	15	16	17	18	19	20
21	22	23	24	25	26	27
28	29	30	31			