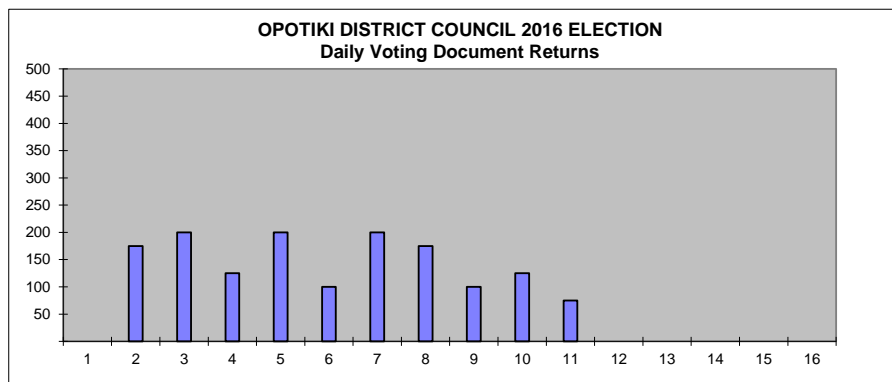


VOTING DOCUMENT RETURNS - 2016 ELECTIONS

ELECTION DAY*

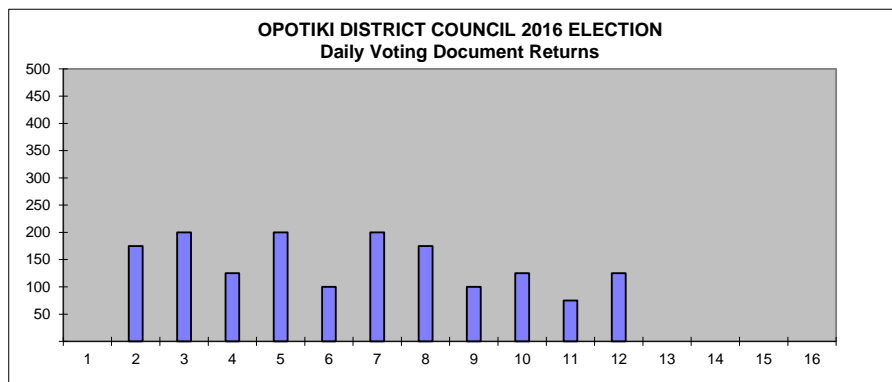
WARD/ELECTORS	19-Sep	20-Sep	21-Sep	22-Sep	23-Sep	26-Sep	27-Sep	28-Sep	29-Sep	30-Sep	3-Oct	4-Oct	5-Oct	6-Oct	7-Oct	8-Oct
COAST 991				25	50	25	25	50	175	200	25	25				
				2.5%	7.6%	10.1%	12.6%	17.7%	17.7%	20.2%	22.7%					
OPOTIKI 2609		100	100	50	75	50	125	75	50	50	25					
		3.8%	7.7%	9.6%	12.5%	14.4%	19.2%	22.0%	24.0%	25.9%	26.8%					
WAIIOEKA-WAIOTAHU 1890		75	100	50	75	25	50	50	50	50	25					
		4.0%	9.3%	11.9%	15.9%	17.2%	19.8%	22.5%	25.1%	27.8%	29.1%					
TOTAL 5490		175	200	125	200	100	200	175	100	125	75					
		3.19%	6.83%	9.11%	12.75%	14.57%	18.21%	21.40%	23.22%	25.50%	26.87%					
DAILY %		3.19%	3.64%	2.28%	3.64%	1.82%	3.64%	3.19%	1.82%	2.28%	1.37%					
2010 Returns	0.0%	0.0%	7.6%	12.7%	17.1%	21.5%	24.8%	30.2%	32.9%	35.6%	40.0%	40.9%	43.1%	46.1%	50.6%	55.7%
2013 Returns	0.0%	0.3%	5.2%	9.5%	12.8%	17.0%	18.3%	22.2%	25.8%	27.8%	31.1%	32.0%	34.8%	38.2%	40.3%	47.5%



VOTING DOCUMENT RETURNS - 2016 ELECTIONS

ELECTION DAY*

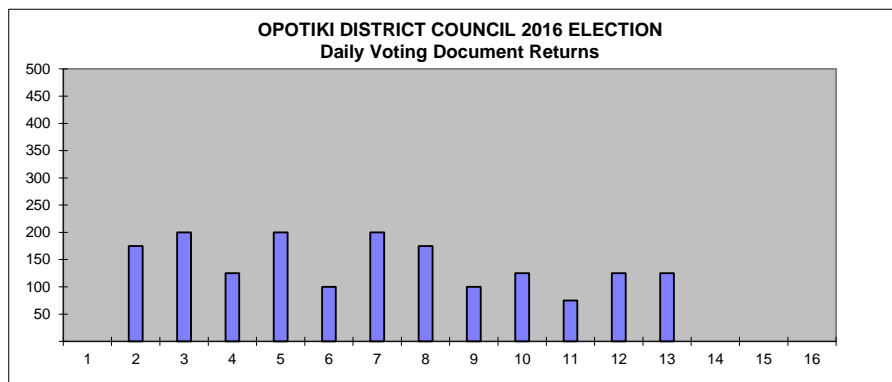
WARD/ELECTORS	19-Sep	20-Sep	21-Sep	22-Sep	23-Sep	26-Sep	27-Sep	28-Sep	29-Sep	30-Sep	3-Oct	4-Oct	5-Oct	6-Oct	7-Oct	8-Oct
COAST 991				25	50	25	25	50	175	175	200	225	250			
				2.5%	7.6%	10.1%	12.6%	17.7%	17.7%	20.2%	22.7%	25.2%				
OPOTIKI 2609		100	100	50	75	50	125	75	50	50	25	50				
		3.8%	7.7%	9.6%	12.5%	14.4%	19.2%	22.0%	24.0%	25.9%	26.8%	28.7%				
WAIIOEKA-WAIOTAHU 1890		75	100	50	75	25	50	50	50	50	25	50				
		4.0%	9.3%	11.9%	15.9%	17.2%	19.8%	22.5%	25.1%	27.8%	29.1%	31.7%				
TOTAL 5490		175	200	125	200	100	200	175	100	125	75	125				
		3.19%	6.83%	9.11%	12.75%	14.57%	18.21%	21.40%	23.22%	25.50%	26.87%	29.14%				
DAILY %		3.19%	3.64%	2.28%	3.64%	1.82%	3.64%	3.19%	1.82%	2.28%	1.37%	2.28%				
2010 Returns	0.0%	0.0%	7.6%	12.7%	17.1%	21.5%	24.8%	30.2%	32.9%	35.6%	40.0%	40.9%	43.1%	46.1%	50.6%	55.7%
2013 Returns	0.0%	0.3%	5.2%	9.5%	12.8%	17.0%	18.3%	22.2%	25.8%	27.8%	31.1%	32.0%	34.8%	38.2%	40.3%	47.5%



VOTING DOCUMENT RETURNS - 2016 ELECTIONS

ELECTION DAY*

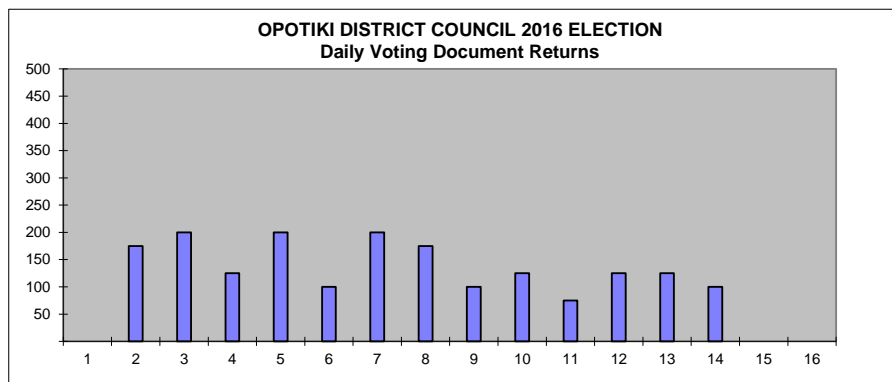
WARD/ELECTORS	19-Sep	20-Sep	21-Sep	22-Sep	23-Sep	26-Sep	27-Sep	28-Sep	29-Sep	30-Sep	3-Oct	4-Oct	5-Oct	6-Oct	7-Oct	8-Oct
COAST 991				25	50	25	25	50	175	175	200	225	250			
				2.5%	7.6%	10.1%	12.6%	17.7%	17.7%	20.2%	22.7%	25.2%	25.2%			
OPOTIKI 2609		100	100	50	75	50	125	75	50	50	25	50	50			
		3.8%	7.7%	9.6%	12.5%	14.4%	19.2%	22.0%	24.0%	25.9%	26.8%	28.7%	30.7%			
WAI OEKA-WAIOTAHU 1890		75	100	50	75	25	50	50	50	50	25	50	75			
		4.0%	9.3%	11.9%	15.9%	17.2%	19.8%	22.5%	25.1%	27.8%	29.1%	31.7%	35.7%			
TOTAL 5490		175	200	125	200	100	200	175	100	125	75	125	125			
		3.19%	6.83%	9.11%	12.75%	14.57%	18.21%	21.40%	23.22%	25.50%	26.87%	29.14%	31.42%			
DAILY %		3.19%	3.64%	2.28%	3.64%	1.82%	3.64%	3.19%	1.82%	2.28%	1.37%	2.28%	2.28%			
2010 Returns	0.0%	0.0%	7.6%	12.7%	17.1%	21.5%	24.8%	30.2%	32.9%	35.6%	40.0%	40.9%	43.1%	46.1%	50.6%	55.7%
2013 Returns	0.0%	0.3%	5.2%	9.5%	12.8%	17.0%	18.3%	22.2%	25.8%	27.8%	31.1%	32.0%	34.8%	38.2%	40.3%	47.5%



VOTING DOCUMENT RETURNS - 2016 ELECTIONS

ELECTION DAY*

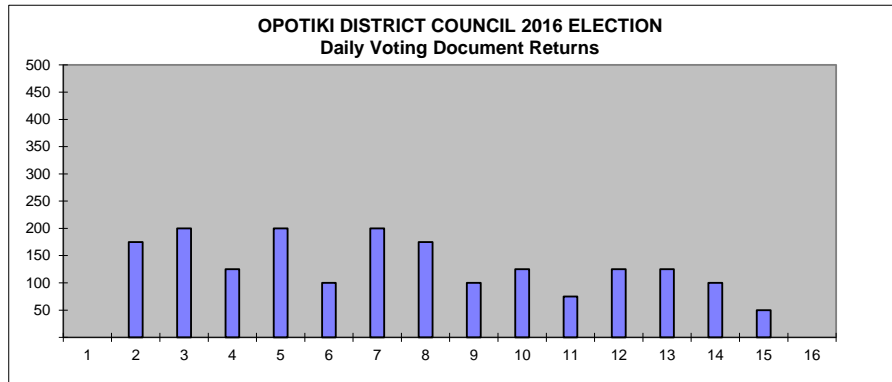
WARD/ELECTORS	19-Sep	20-Sep	21-Sep	22-Sep	23-Sep	26-Sep	27-Sep	28-Sep	29-Sep	30-Sep	3-Oct	4-Oct	5-Oct	6-Oct	7-Oct	8-Oct
COAST 991				25	50	25	25	50	175	200	25	25	25	25		
				2.5%	7.6%	10.1%	12.6%	17.7%	17.7%	20.2%	22.7%	25.2%	25.2%	27.7%		
OPOTIKI 2609		100	100	50	75	50	125	75	50	50	25	50	50	50		
		3.8%	7.7%	9.6%	12.5%	14.4%	19.2%	22.0%	24.0%	25.9%	26.8%	28.7%	30.7%	32.6%		
WAI OEKA-WAIOTAHU 1890		75	100	50	75	25	50	50	50	50	25	50	75	25		
		4.0%	9.3%	11.9%	15.9%	17.2%	19.8%	22.5%	25.1%	27.8%	29.1%	31.7%	35.7%	37.0%		
TOTAL 5490		175	200	125	200	100	200	175	100	125	75	125	125	100		
		3.19%	6.83%	9.11%	12.75%	14.57%	18.21%	21.40%	23.22%	25.50%	26.87%	29.14%	31.42%	33.24%		
DAILY %		3.19%	3.64%	2.28%	3.64%	1.82%	3.64%	3.19%	1.82%	2.28%	1.37%	2.28%	2.28%	1.82%		
2010 Returns	0.0%	0.0%	7.6%	12.7%	17.1%	21.5%	24.8%	30.2%	32.9%	35.6%	40.0%	40.9%	43.1%	46.1%	50.6%	55.7%
2013 Returns	0.0%	0.3%	5.2%	9.5%	12.8%	17.0%	18.3%	22.2%	25.8%	27.8%	31.1%	32.0%	34.8%	38.2%	40.3%	47.5%



VOTING DOCUMENT RETURNS - 2016 ELECTIONS

ELECTION DAY*

WARD/ELECTORS	19-Sep	20-Sep	21-Sep	22-Sep	23-Sep	26-Sep	27-Sep	28-Sep	29-Sep	30-Sep	3-Oct	4-Oct	5-Oct	6-Oct	7-Oct	8-Oct
COAST 991				25	50	25	25	50	175	175	200	225	250	250	275	275
				2.5%	7.6%	10.1%	12.6%	17.7%	17.7%	20.2%	22.7%	25.2%	25.2%	27.7%	27.7%	
OPOTIKI 2609		100	100	50	75	50	125	75	50	50	25	50	50	50	25	
		3.8%	7.7%	9.6%	12.5%	14.4%	19.2%	22.0%	24.0%	25.9%	26.8%	28.7%	30.7%	32.6%	33.5%	
WAIIOEKA-WAIOTAHU 1890		75	100	50	75	25	50	50	50	50	25	50	75	25	25	
		4.0%	9.3%	11.9%	15.9%	17.2%	19.8%	22.5%	25.1%	27.8%	29.1%	31.7%	35.7%	37.0%	38.4%	
TOTAL 5490		175	200	125	200	100	200	175	100	125	75	125	125	100	50	
		3.19%	6.83%	9.11%	12.75%	14.57%	18.21%	21.40%	23.22%	25.50%	26.87%	29.14%	31.42%	33.24%	34.15%	
DAILY %		3.19%	3.64%	2.28%	3.64%	1.82%	3.64%	3.19%	1.82%	2.28%	1.37%	2.28%	2.28%	1.82%	0.91%	
2010 Returns	0.0%	0.0%	7.6%	12.7%	17.1%	21.5%	24.8%	30.2%	32.9%	35.6%	40.0%	40.9%	43.1%	46.1%	50.6%	55.7%
2013 Returns	0.0%	0.3%	5.2%	9.5%	12.8%	17.0%	18.3%	22.2%	25.8%	27.8%	31.1%	32.0%	34.8%	38.2%	40.3%	47.5%

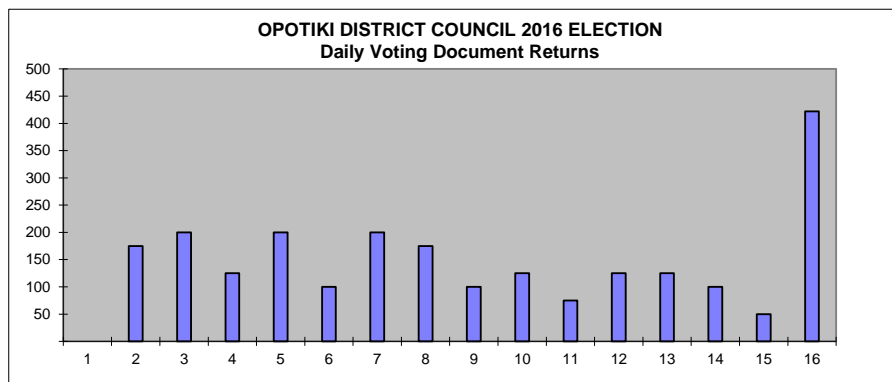


VOTING DOCUMENT RETURNS - 2016 ELECTIONS

ELECTION DAY*

WARD/ELECTORS	19-Sep	20-Sep	21-Sep	22-Sep	23-Sep	26-Sep	27-Sep	28-Sep	29-Sep	30-Sep	3-Oct	4-Oct	5-Oct	6-Oct	7-Oct	8-Oct
COAST				25	50	25	25	50		25	25	25	25	25		77
991				2.5%	7.6%	10.1%	12.6%	17.7%	17.7%	20.2%	22.7%	25.2%	25.2%	27.7%	27.7%	35.5%
OPOTIKI		100	100	50	75	50	125	75	50	50	25	50	50	50	25	195
2609		3.8%	7.7%	9.6%	12.5%	14.4%	19.2%	22.0%	24.0%	25.9%	26.8%	28.7%	30.7%	32.6%	33.5%	41.0%
WAIIOEKA-WAIOTAHU		75	100	50	75	25	50	50	50	50	25	50	75	25	25	150
1890		4.0%	9.3%	11.9%	15.9%	17.2%	19.8%	22.5%	25.1%	27.8%	29.1%	31.7%	35.7%	37.0%	38.4%	46.3%
TOTAL		175	200	125	200	100	200	175	100	125	75	125	125	100	50	422
5490		3.19%	6.83%	9.11%	12.75%	14.57%	18.21%	21.40%	23.22%	25.50%	26.87%	29.14%	31.42%	33.24%	34.15%	41.84%
DAILY %		3.19%	3.64%	2.28%	3.64%	1.82%	3.64%	3.19%	1.82%	2.28%	1.37%	2.28%	2.28%	1.82%	0.91%	7.69%
2010 Returns	0.0%	0.0%	7.6%	12.7%	17.1%	21.5%	24.8%	30.2%	32.9%	35.6%	40.0%	40.9%	43.1%	46.1%	50.6%	55.7%
2013 Returns	0.0%	0.3%	5.2%	9.5%	12.8%	17.0%	18.3%	22.2%	25.8%	27.8%	31.1%	32.0%	34.8%	38.2%	40.3%	47.5%

*Final - Incl. Specials

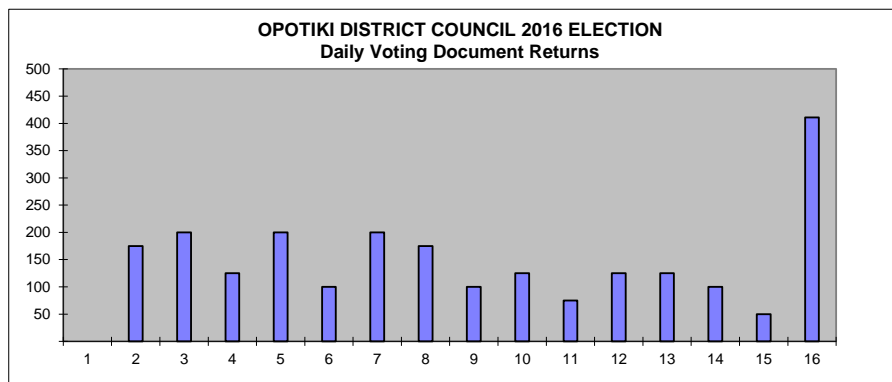


VOTING DOCUMENT RETURNS - 2016 ELECTIONS

ELECTION DAY*

WARD/ELECTORS	19-Sep	20-Sep	21-Sep	22-Sep	23-Sep	26-Sep	27-Sep	28-Sep	29-Sep	30-Sep	3-Oct	4-Oct	5-Oct	6-Oct	7-Oct	8-Oct
COAST				25	50	25	25	50		25	25	25	25	25		75
991				2.5%	7.6%	10.1%	12.6%	17.7%	17.7%	20.2%	22.7%	25.2%	25.2%	27.7%	27.7%	35.3%
OPOTIKI		100	100	50	75	50	125	75	50	50	25	50	50	50	25	189
2609		3.8%	7.7%	9.6%	12.5%	14.4%	19.2%	22.0%	24.0%	25.9%	26.8%	28.7%	30.7%	32.6%	33.5%	40.8%
WAIIOEKA-WAIOTAHU		75	100	50	75	25	50	50	50	50	25	50	75	25	25	147
1890		4.0%	9.3%	11.9%	15.9%	17.2%	19.8%	22.5%	25.1%	27.8%	29.1%	31.7%	35.7%	37.0%	38.4%	46.1%
TOTAL		175	200	125	200	100	200	175	100	125	75	125	125	100	50	411
5490		3.19%	6.83%	9.11%	12.75%	14.57%	18.21%	21.40%	23.22%	25.50%	26.87%	29.14%	31.42%	33.24%	34.15%	41.64%
DAILY %		3.19%	3.64%	2.28%	3.64%	1.82%	3.64%	3.19%	1.82%	2.28%	1.37%	2.28%	2.28%	1.82%	0.91%	7.49%
2010 Returns	0.0%	0.0%	7.6%	12.7%	17.1%	21.5%	24.8%	30.2%	32.9%	35.6%	40.0%	40.9%	43.1%	46.1%	50.6%	55.7%
2013 Returns	0.0%	0.3%	5.2%	9.5%	12.8%	17.0%	18.3%	22.2%	25.8%	27.8%	31.1%	32.0%	34.8%	38.2%	40.3%	47.5%

*Preliminary

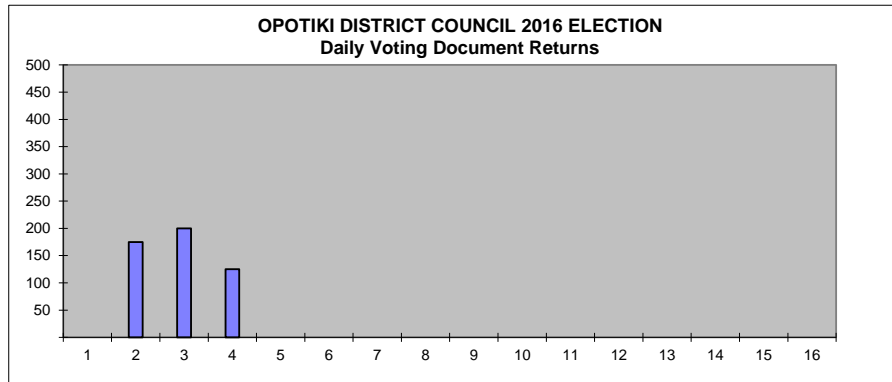


VOTING DOCUMENT RETURNS - 2016 ELECTIONS

ELECTION DAY*

WARD/ELECTORS	19-Sep	20-Sep	21-Sep	22-Sep	23-Sep	26-Sep	27-Sep	28-Sep	29-Sep	30-Sep	3-Oct	4-Oct	5-Oct	6-Oct	7-Oct	8-Oct
COAST 991				25 2.5%												
OPOTIKI 2609		100 3.8%	100 7.7%	50 9.6%												
WAIIOEKA-WAIOTAHU 1890		75 4.0%	100 9.3%	50 11.9%												
TOTAL 5490		175 3.19%	200 6.83%	125 9.11%												

DAILY %		3.19%	3.64%	2.28%												
2010 Returns	0.0%	0.0%	7.6%	12.7%	17.1%	21.5%	24.8%	30.2%	32.9%	35.6%	40.0%	40.9%	43.1%	46.1%	50.6%	55.7%
2013 Returns	0.0%	0.3%	5.2%	9.5%	12.8%	17.0%	18.3%	22.2%	25.8%	27.8%	31.1%	32.0%	34.8%	38.2%	40.3%	47.5%



VOTING DOCUMENT RETURNS - 2016 ELECTIONS

ELECTION DAY*

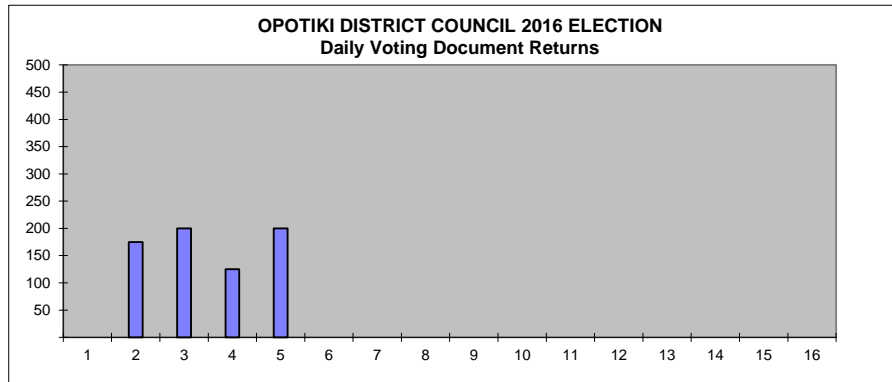
WARD/ELECTORS	19-Sep	20-Sep	21-Sep	22-Sep	23-Sep	26-Sep	27-Sep	28-Sep	29-Sep	30-Sep	3-Oct	4-Oct	5-Oct	6-Oct	7-Oct	8-Oct
COAST 991				25 2.5%	50 7.6%											
OPOTIKI 2609		100 3.8%	100 7.7%	50 9.6%	75 12.5%											
WAIIOEKA-WAIOTAHU 1890		75 4.0%	100 9.3%	50 11.9%	75 15.9%											
TOTAL 5490		175 3.19%	200 6.83%	125 9.11%	200 12.75%											

DAILY %

2010 Returns

2013 Returns

0.0%	0.0%	3.19%	3.64%	2.28%	3.64%	21.5%	24.8%	30.2%	32.9%	35.6%	40.0%	40.9%	43.1%	46.1%	50.6%	55.7%
0.0%	0.3%	0.3%	5.2%	9.5%	12.8%	17.0%	18.3%	22.2%	25.8%	27.8%	31.1%	32.0%	34.8%	38.2%	40.3%	47.5%



VOTING DOCUMENT RETURNS - 2016 ELECTIONS

ELECTION DAY*

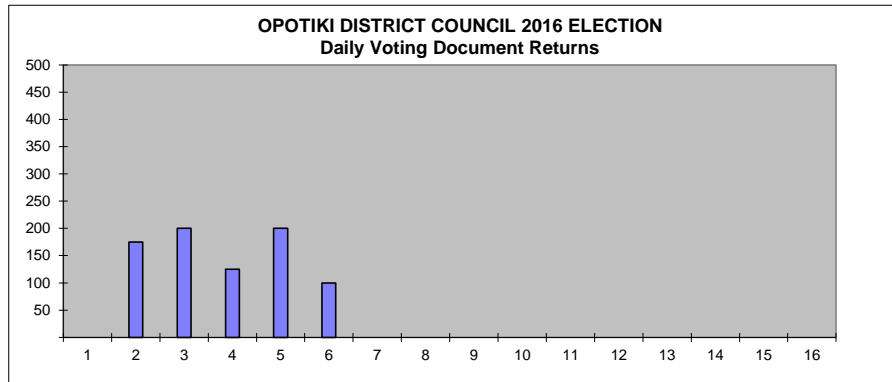
WARD/ELECTORS	19-Sep	20-Sep	21-Sep	22-Sep	23-Sep	26-Sep	27-Sep	28-Sep	29-Sep	30-Sep	3-Oct	4-Oct	5-Oct	6-Oct	7-Oct	8-Oct
COAST 991				25	50	25										
				25	75	100										
				2.5%	7.6%	10.1%										
OPOTIKI 2609		100	100	50	75	50										
		100	200	250	325	375										
		3.8%	7.7%	9.6%	12.5%	14.4%										
WAIIOEKA-WAIOTAHU 1890		75	100	50	75	25										
		75	175	225	300	325										
		4.0%	9.3%	11.9%	15.9%	17.2%										
TOTAL 5490		175	200	125	200	100										
		175	375	500	700	800										
		3.19%	6.83%	9.11%	12.75%	14.57%										

DAILY %

2010 Returns

2013 Returns

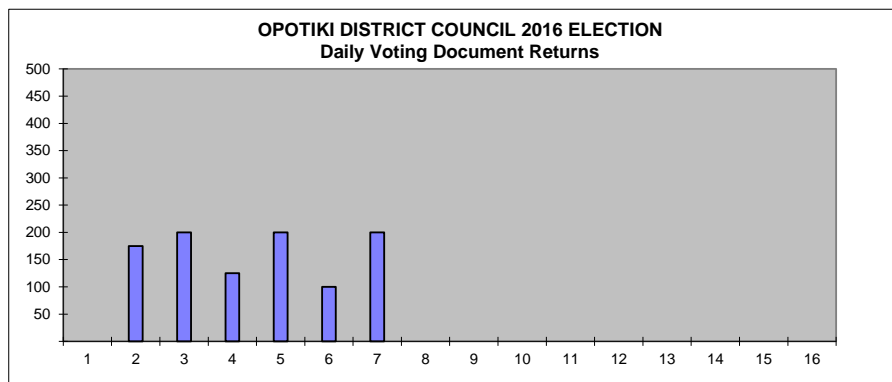
		3.19%	3.64%	2.28%	3.64%	1.82%										
	0.0%	0.0%	7.6%	12.7%	17.1%	21.5%	24.8%	30.2%	32.9%	35.6%	40.0%	40.9%	43.1%	46.1%	50.6%	55.7%
	0.0%	0.3%	5.2%	9.5%	12.8%	17.0%	18.3%	22.2%	25.8%	27.8%	31.1%	32.0%	34.8%	38.2%	40.3%	47.5%



VOTING DOCUMENT RETURNS - 2016 ELECTIONS

ELECTION DAY*

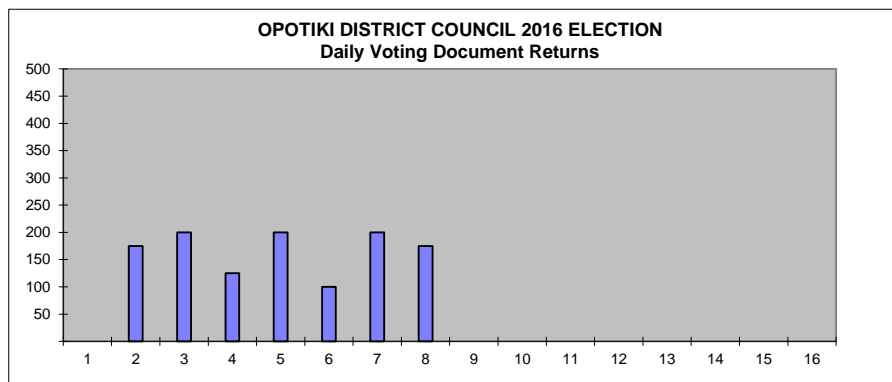
WARD/ELECTORS	19-Sep	20-Sep	21-Sep	22-Sep	23-Sep	26-Sep	27-Sep	28-Sep	29-Sep	30-Sep	3-Oct	4-Oct	5-Oct	6-Oct	7-Oct	8-Oct
COAST 991				25 2.5%	50 7.6%	25 100 10.1%	25 125 12.6%									
OPOTIKI 2609		100 3.8%	100 7.7%	50 9.6%	75 12.5%	50 375 14.4%	125 500 19.2%									
WAIIOEKA-WAIOTAHU 1890		75 4.0%	100 9.3%	50 11.9%	75 300 15.9%	25 325 17.2%	50 375 19.8%									
TOTAL 5490		175 3.19%	200 6.83%	125 9.11%	200 700 12.75%	100 800 14.57%	200 1000 18.21%									
DAILY %		3.19%	3.64%	2.28%	3.64%	1.82%	3.64%									
2010 Returns	0.0%	0.0%	7.6%	12.7%	17.1%	21.5%	24.8%	30.2%	32.9%	35.6%	40.0%	40.9%	43.1%	46.1%	50.6%	55.7%
2013 Returns	0.0%	0.3%	5.2%	9.5%	12.8%	17.0%	18.3%	22.2%	25.8%	27.8%	31.1%	32.0%	34.8%	38.2%	40.3%	47.5%



VOTING DOCUMENT RETURNS - 2016 ELECTIONS

ELECTION DAY*

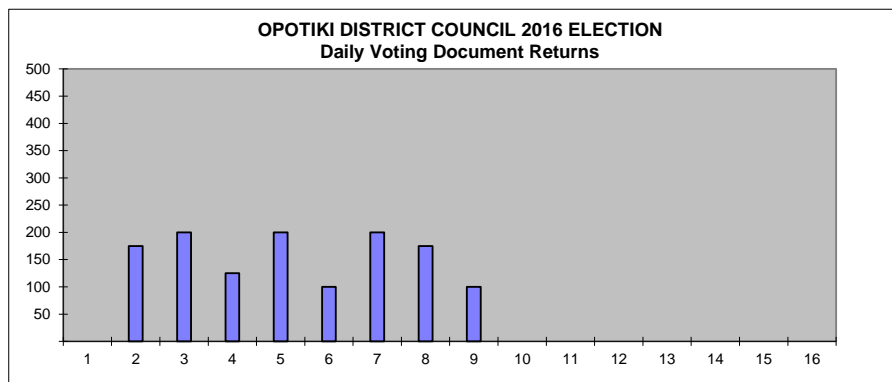
WARD/ELECTORS	19-Sep	20-Sep	21-Sep	22-Sep	23-Sep	26-Sep	27-Sep	28-Sep	29-Sep	30-Sep	3-Oct	4-Oct	5-Oct	6-Oct	7-Oct	8-Oct
COAST 991				25	50	25	25	50								
				25	75	100	125	175								
				2.5%	7.6%	10.1%	12.6%	17.7%								
OPOTIKI 2609		100	100	50	75	50	125	75								
		100	200	250	325	375	500	575								
		3.8%	7.7%	9.6%	12.5%	14.4%	19.2%	22.0%								
WAIIOEKA-WAIOTAHU 1890		75	100	50	75	25	50	50								
		75	175	225	300	325	375	425								
		4.0%	9.3%	11.9%	15.9%	17.2%	19.8%	22.5%								
TOTAL 5490		175	200	125	200	100	200	175								
		175	375	500	700	800	1000	1175								
		3.19%	6.83%	9.11%	12.75%	14.57%	18.21%	21.40%								
DAILY %		3.19%	3.64%	2.28%	3.64%	1.82%	3.64%	3.19%								
2010 Returns	0.0%	0.0%	7.6%	12.7%	17.1%	21.5%	24.8%	30.2%	32.9%	35.6%	40.0%	40.9%	43.1%	46.1%	50.6%	55.7%
2013 Returns	0.0%	0.3%	5.2%	9.5%	12.8%	17.0%	18.3%	22.2%	25.8%	27.8%	31.1%	32.0%	34.8%	38.2%	40.3%	47.5%



VOTING DOCUMENT RETURNS - 2016 ELECTIONS

ELECTION DAY*

WARD/ELECTORS	19-Sep	20-Sep	21-Sep	22-Sep	23-Sep	26-Sep	27-Sep	28-Sep	29-Sep	30-Sep	3-Oct	4-Oct	5-Oct	6-Oct	7-Oct	8-Oct
COAST 991				25	50	25	25	50	175	175						
				2.5%	7.6%	10.1%	12.6%	17.7%	17.7%							
OPOTIKI 2609		100	100	50	75	50	125	75	50							
		3.8%	7.7%	9.6%	12.5%	14.4%	19.2%	22.0%	24.0%							
WAIIOEKA-WAIOTAHU 1890		75	100	50	75	25	50	50	50							
		4.0%	9.3%	11.9%	15.9%	17.2%	19.8%	22.5%	25.1%							
TOTAL 5490		175	200	125	200	100	200	175	100							
		3.19%	6.83%	9.11%	12.75%	14.57%	18.21%	21.40%	23.22%							
DAILY %		3.19%	3.64%	2.28%	3.64%	1.82%	3.64%	3.19%	1.82%							
2010 Returns	0.0%	0.0%	7.6%	12.7%	17.1%	21.5%	24.8%	30.2%	32.9%	35.6%	40.0%	40.9%	43.1%	46.1%	50.6%	55.7%
2013 Returns	0.0%	0.3%	5.2%	9.5%	12.8%	17.0%	18.3%	22.2%	25.8%	27.8%	31.1%	32.0%	34.8%	38.2%	40.3%	47.5%



VOTING DOCUMENT RETURNS - 2016 ELECTIONS

ELECTION DAY*

WARD/ELECTORS	19-Sep	20-Sep	21-Sep	22-Sep	23-Sep	26-Sep	27-Sep	28-Sep	29-Sep	30-Sep	3-Oct	4-Oct	5-Oct	6-Oct	7-Oct	8-Oct
COAST 991				25	50	25	25	50	175	200						
				2.5%	7.6%	10.1%	12.6%	17.7%	17.7%	20.2%						
OPOTIKI 2609		100	100	50	75	50	125	75	50	50						
		3.8%	7.7%	9.6%	12.5%	14.4%	19.2%	22.0%	24.0%	25.9%						
WAIIOEKA-WAIOTAHU 1890		75	100	50	75	25	50	50	50	50						
		4.0%	9.3%	11.9%	15.9%	17.2%	19.8%	22.5%	25.1%	27.8%						
TOTAL 5490		175	200	125	200	100	200	175	100	125						
		3.19%	6.83%	9.11%	12.75%	14.57%	18.21%	21.40%	23.22%	25.50%						

DAILY %

2010 Returns

2013 Returns

	0.0%	3.19%	3.64%	2.28%	3.64%	1.82%	3.64%	3.19%	1.82%	2.28%						
	0.0%	0.0%	7.6%	12.7%	17.1%	21.5%	24.8%	30.2%	32.9%	35.6%	40.0%	40.9%	43.1%	46.1%	50.6%	55.7%
	0.0%	0.3%	5.2%	9.5%	12.8%	17.0%	18.3%	22.2%	25.8%	27.8%	31.1%	32.0%	34.8%	38.2%	40.3%	47.5%

